

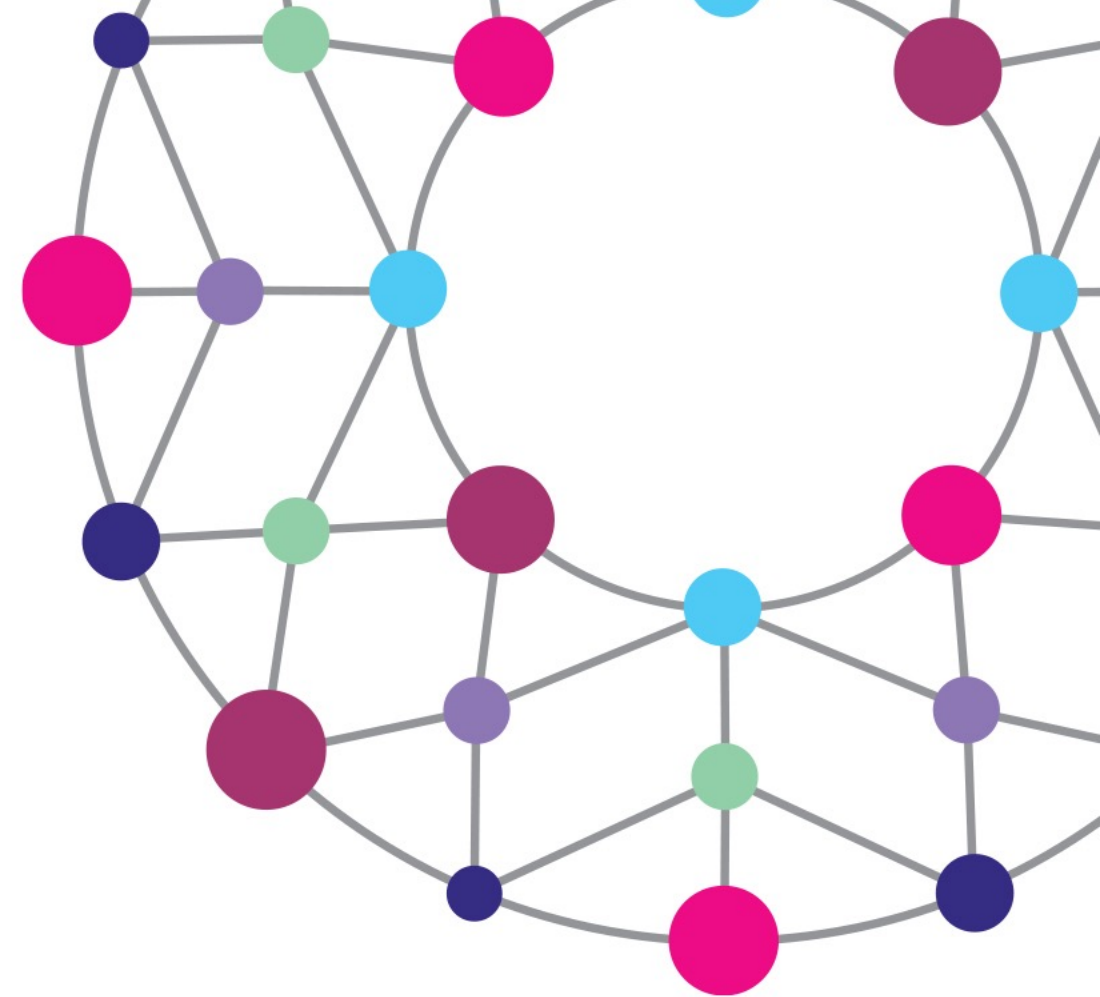


Mapping our stakeholders:

Engaging with others  
beyond BioAirNet

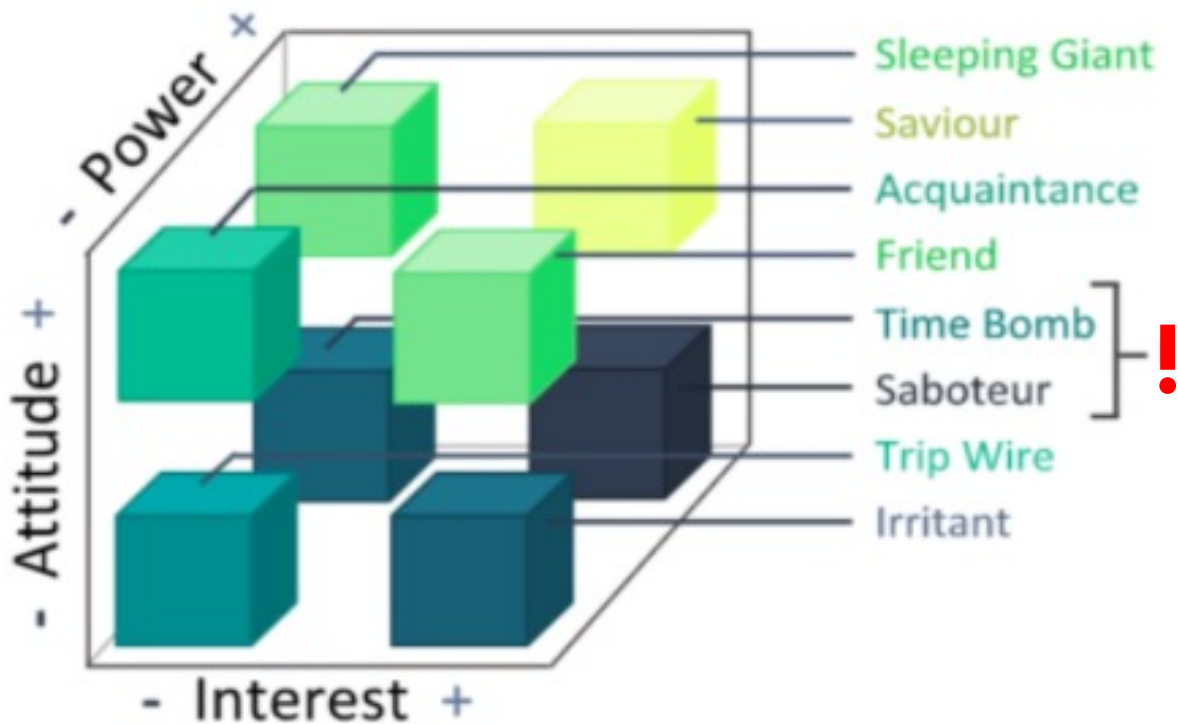
**Emma Marczylo**

Drew G, Shetty SG, Mills SA, Broom KA, Douglas P (on behalf of BioAirNet Consortium)



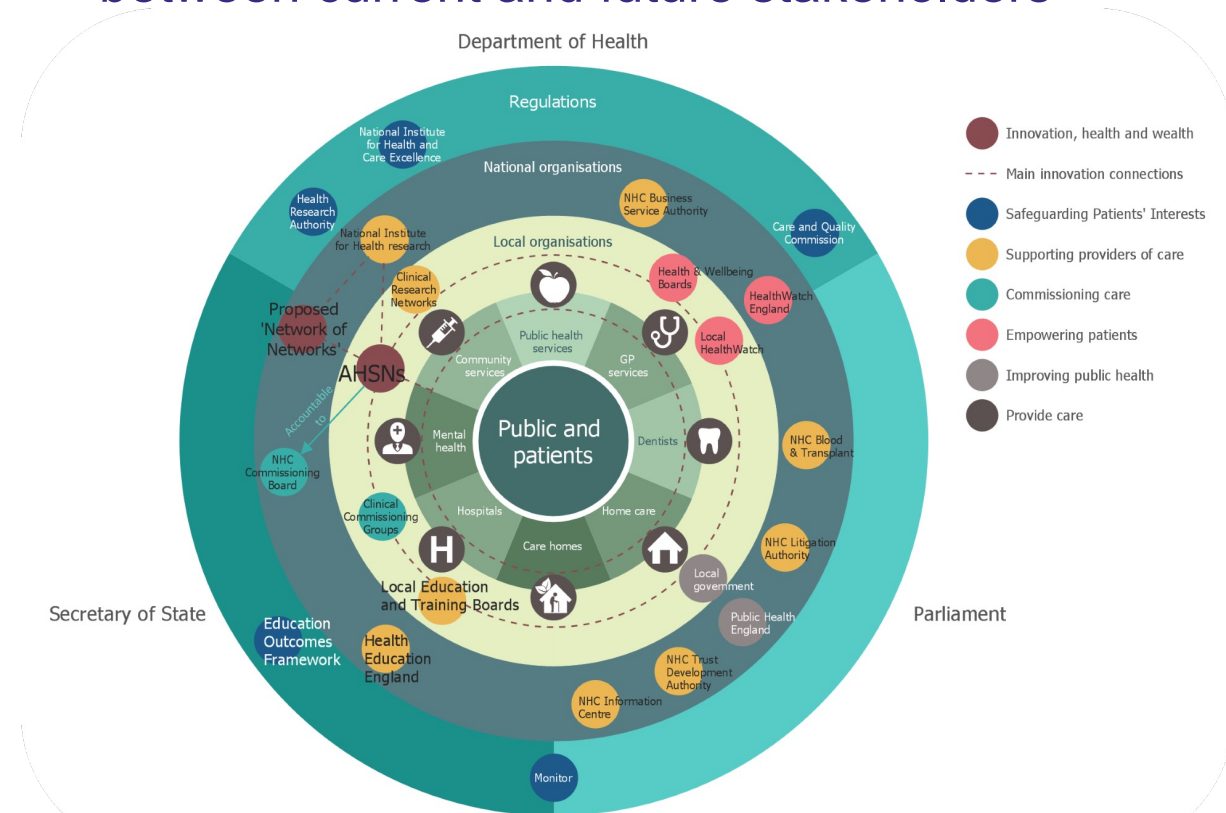
# Stakeholder Mapping: Power grid

Analysing the interest, attitude and power (influence) of stakeholders



# Stakeholder mapping: Onion diagram

Example analysis of relationships between current and future stakeholders




## Benefits

- Increased understanding of current and future stakeholders and how they interact
- New communication and knowledge mobilisation strategies
- Improved relationships and collaborative working
- Superior science and enhanced evidence-base
- Strength in numbers to raise awareness with key funders and policymakers



**There is still time to GET INVOLVED**



**Scan me**

**Or visit:**

<https://forms.office.com/pages/responsepage.aspx?id=mRR07jVKLkutR188-d6GZvBh5g79YZhLtcPTmsvYOG5UNDhEMTk0UVEzVFBEUkhHMjNaUFk5Wk44NCQIQCN0PWcu>

**Or contact:**

[emma.marczylo@ukhsa.gov.uk](mailto:emma.marczylo@ukhsa.gov.uk)

[kerry.broom@ukhsa.gov.uk](mailto:kerry.broom@ukhsa.gov.uk)

[philippa.douglas@environment-agency.gov.uk](mailto:philippa.douglas@environment-agency.gov.uk)